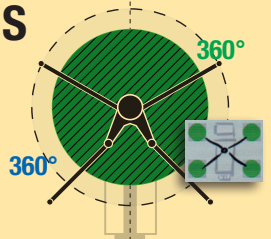
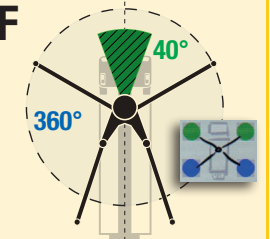
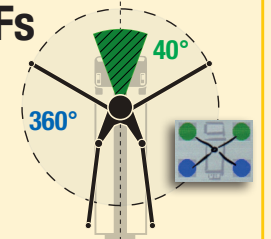
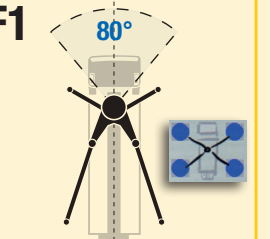
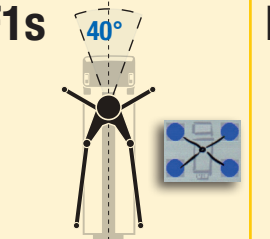
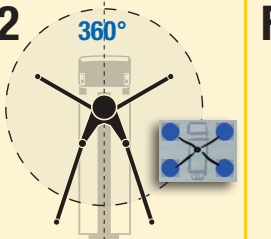
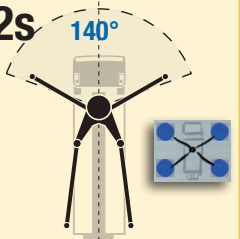
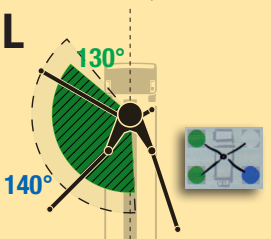
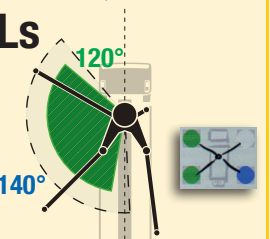
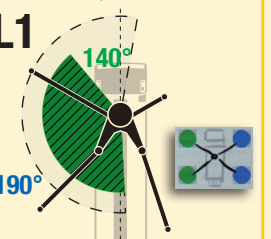
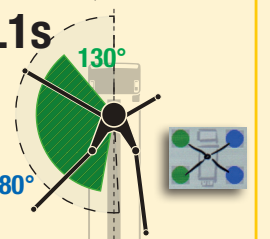
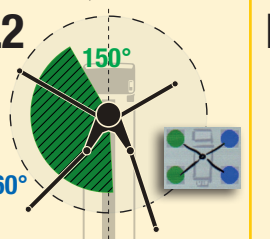
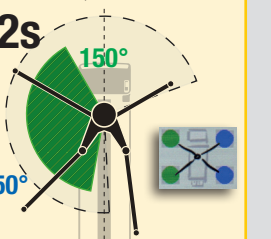
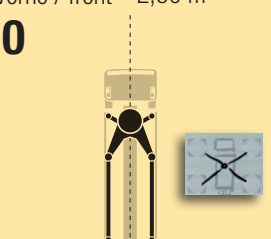
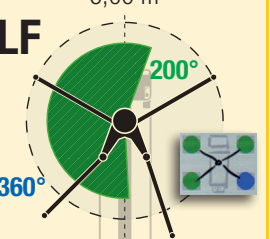
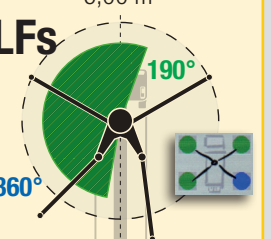



BSF 38-5 Support variants / Abstützvarianten

<p>Vorne / front 6,00 m</p> <p>S</p>  <p>Hinten / rear 8,10 m</p>	<p>6,00 m</p> <p>F</p>  <p>4,50 m</p>	<p>6,00 m</p> <p>Fs</p>  <p>3,00 m</p>	<p>3,70 m</p> <p>F1</p>  <p>4,50 m</p>	<p>3,70 m</p> <p>F1s</p>  <p>3,00 m</p>	<p>5,20 m</p> <p>F2</p>  <p>4,50 m</p>	<p>5,20 m</p> <p>F2s</p>  <p>3,00 m</p>
<p>Vorne / front 4,30 m</p> <p>L</p>  <p>Hinten / rear 6,30 m</p>	<p>4,30 m</p> <p>Ls</p>  <p>5,60 m</p>	<p>4,90 m</p> <p>L1</p>  <p>6,30 m</p>	<p>4,90 m</p> <p>L1s</p>  <p>5,60 m</p>	<p>5,60 m</p> <p>L2</p>  <p>6,30 m</p>	<p>5,60 m</p> <p>L2s</p>  <p>5,60 m</p>	
<p>Vorne / front 2,60 m</p> <p>O</p>  <p>Hinten / rear 2,60 m</p>	<p>6,00 m</p> <p>LF</p>  <p>6,30 m</p>	<p>6,00 m</p> <p>LFs</p>  <p>5,60 m</p>				



Support on left side (L) same as right side (R)
Abstützung links (L) gleich wie rechte Seite (R)
Support width based on center of support leg
Abstützbreite bezogen auf Mitte Stützfuß
F = frontal; s = narrow/schmal; S = Standard